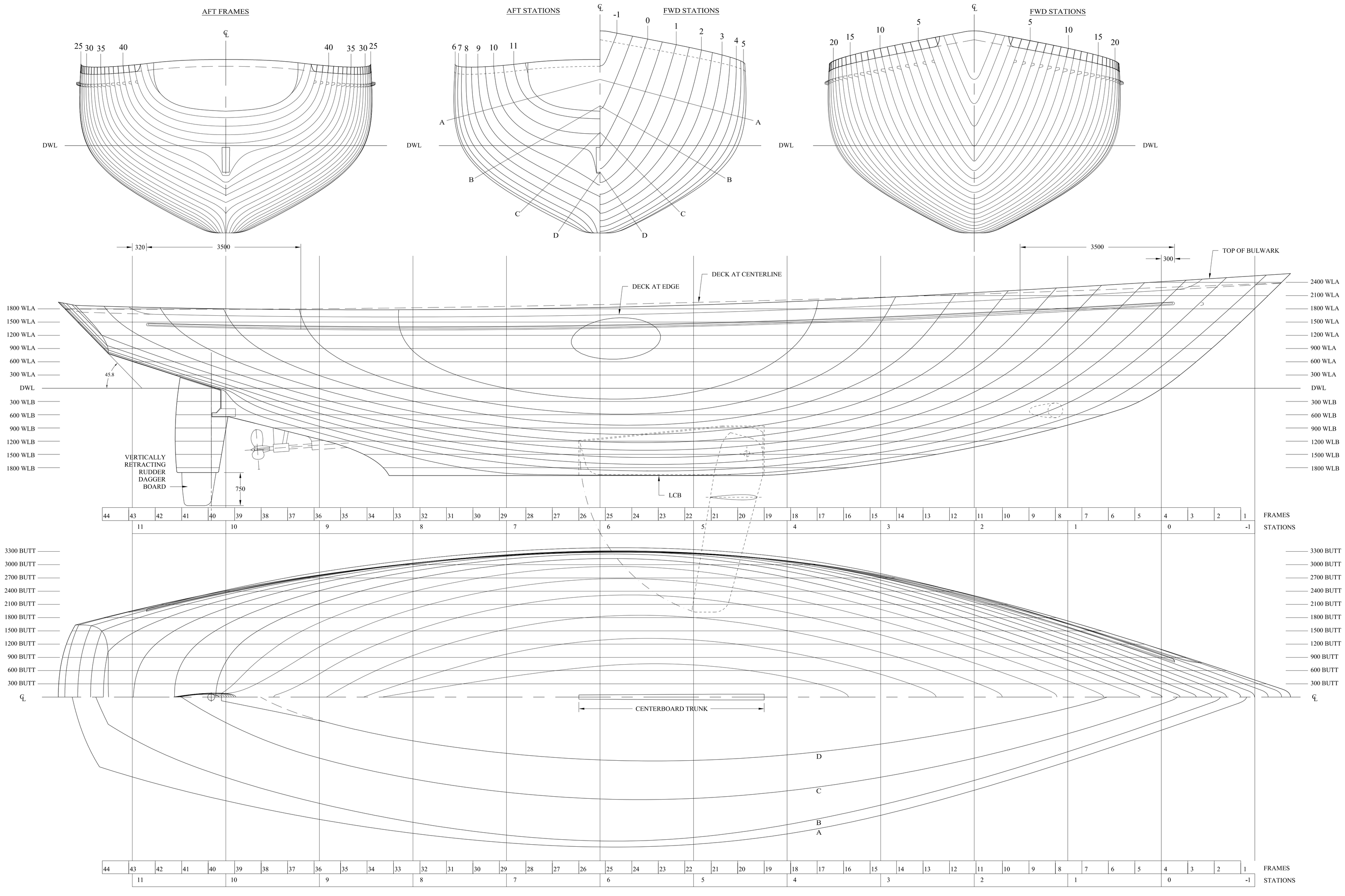

FONTAINE DESIGN GROUP
NAVAL ARCHITECTS & MARINE ENGINEERS
92 MARITIME DRIVE, PORTSMOUTH, RHODE ISLAND 02871
Tel: (401) 682-0910 Fax: (401) 682-0102

TITLE
HULL LINES

FOR
S/Y CABOCHON

DRAWN BY:	DATE:	CHECKED BY	DATE:
MS	14 FEB 2002		
SCALE 1 : 40		DWG. NO. 990-C-101	REV. 2

THIS DRAWING REPRESENTS DETAILS AND DESIGN FEATURES AS ELEMENTS OF A DESIGN PREPARED BY FONTAINE DESIGN GROUP AND IS TO BE USED ONLY FOR WORK AUTHORIZED IN WRITING BY SAID FIRM. ALL RIGHTS OF DESIGN ARE RESERVED. THE USE OF THESE PLANS, DIRECTLY OR INDIRECTLY FOR ANY WORK OTHER THAN AUTHORIZED IS FORBIDDEN AND WILL BE CONSIDERED AN INFRINGEMENT OF THESE RIGHTS. THIS PLAN TO BE RETURNED UPON COMPLETION OF SAID WORK.

PRINCIPAL DIMENSIONS

Length Over All	27.92 m
Length at Water Line	21.44 m
Beam Max.	6.60 m
Draft	1.98 m
Displacement (at DWL)	99,400 kg
Ballast	31,800 kg
VCG (estimated)	+ 150 mm (above DWL)
L.C.B. (%WL)	11.385 m (53%)
Righting Moment / deg. (at FWL)	2,462 kg.m
Station Spacing	2.12 m
Frame Spacing	600 mm

REVISIONS

No.	Description	Date
1	- Update rudder profile	7 June 02
2	- Sent to Builder / Laser Cutter	18 June 02

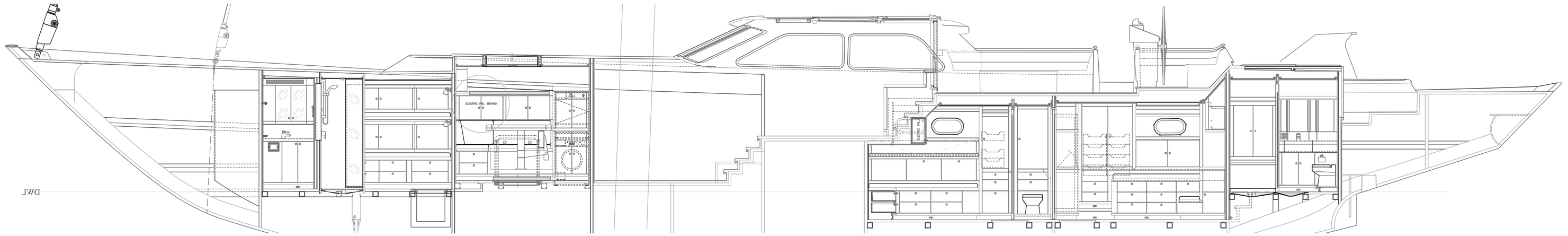

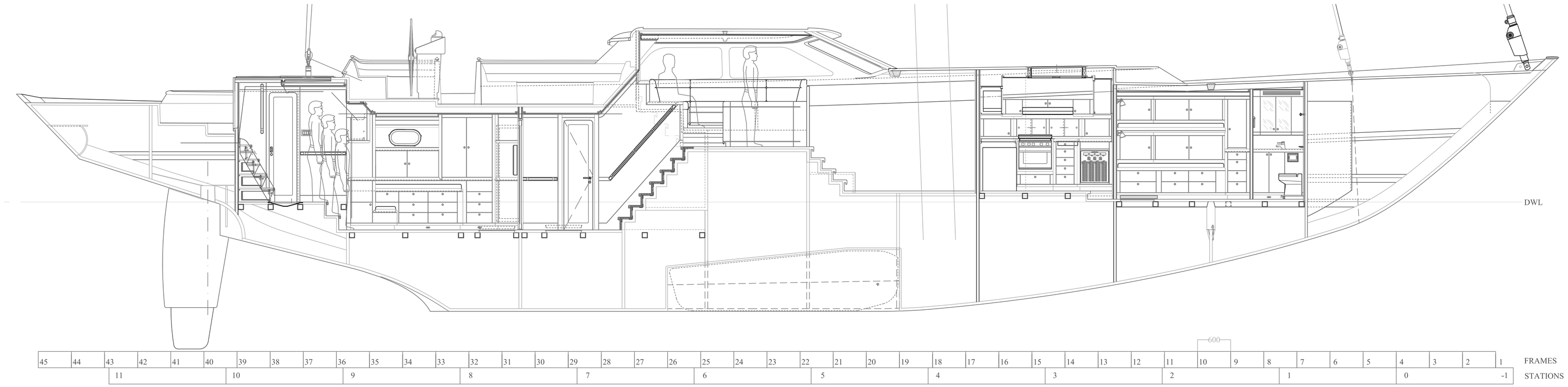

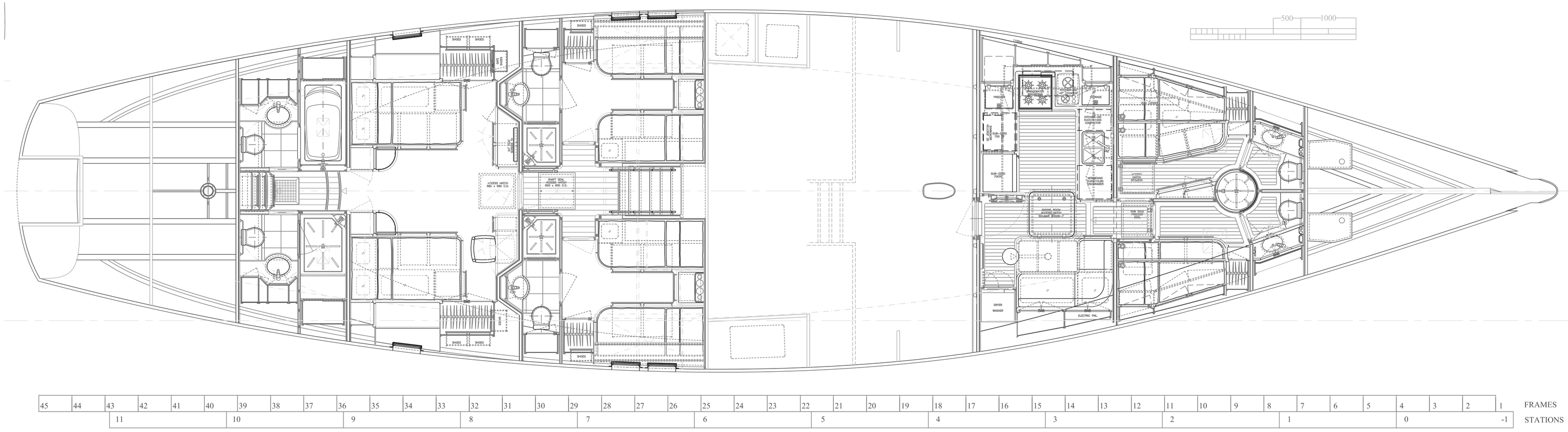
500
1000
SHOES
SHOES
SHOES

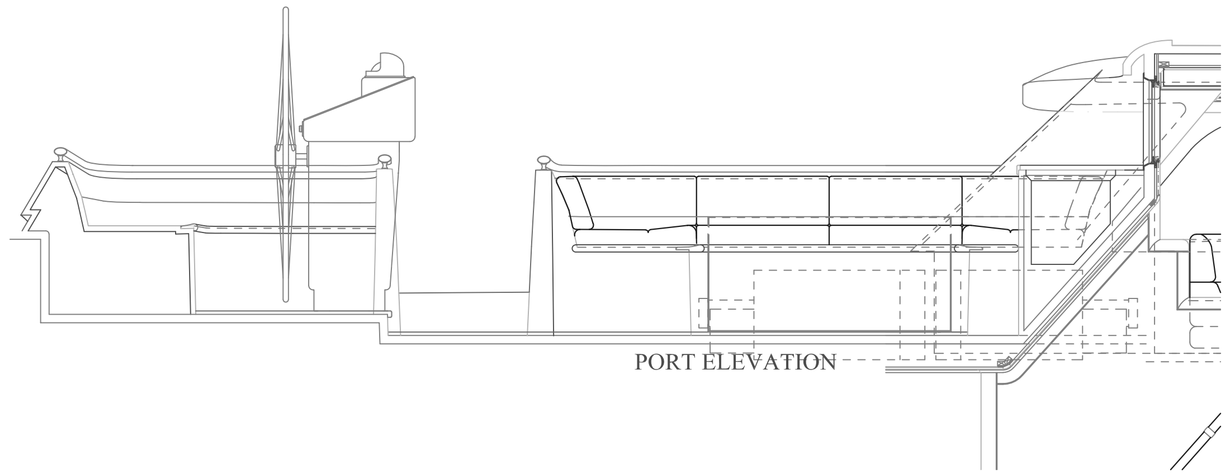

PORT ELEVATION

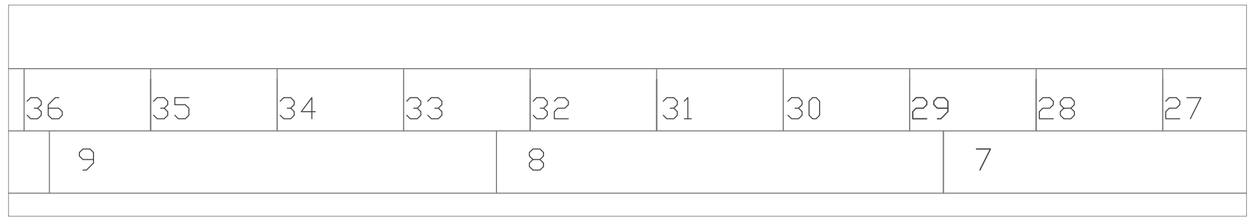

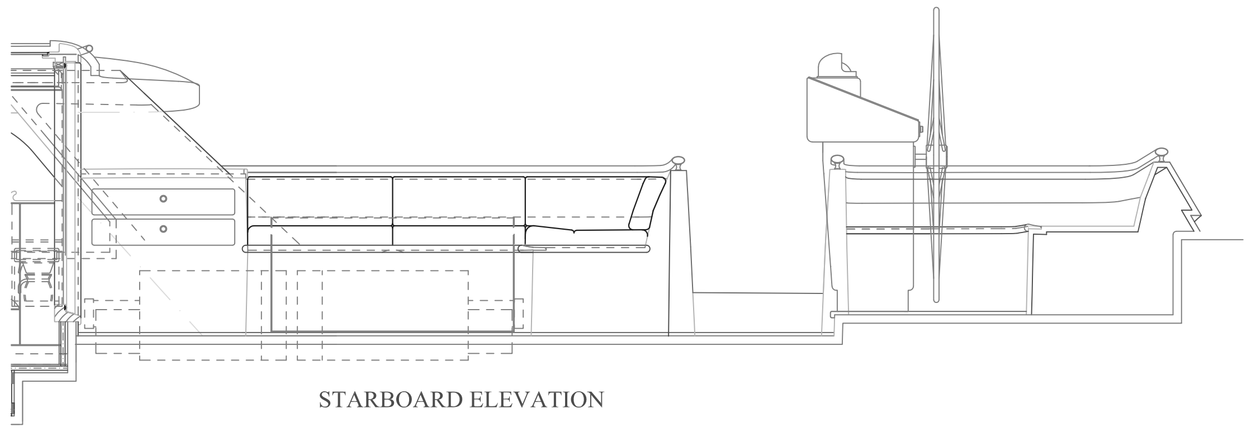

STARBOARD ELEVATION

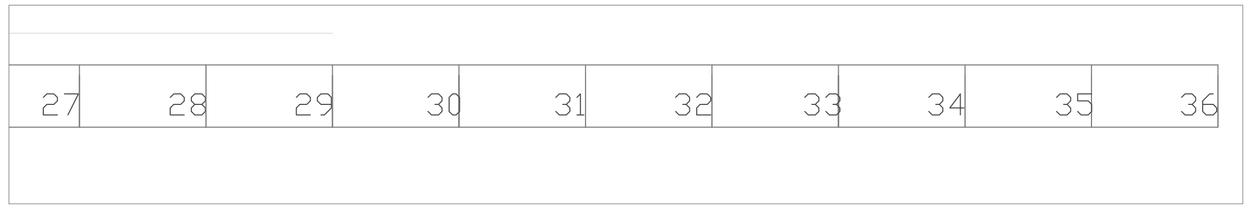

FRAME 29 LOOKING FWD

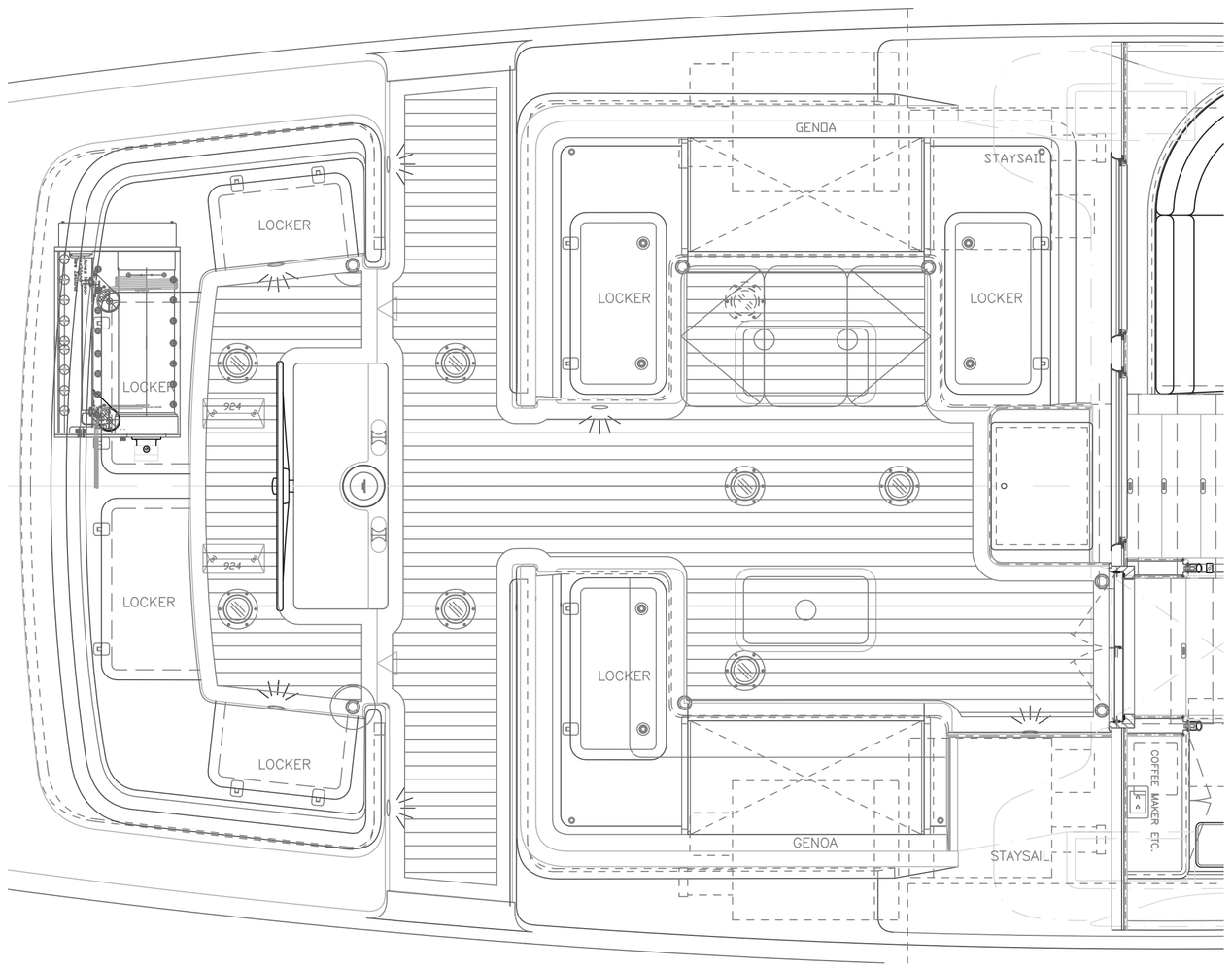



FRAME 34 LOOKING AFT

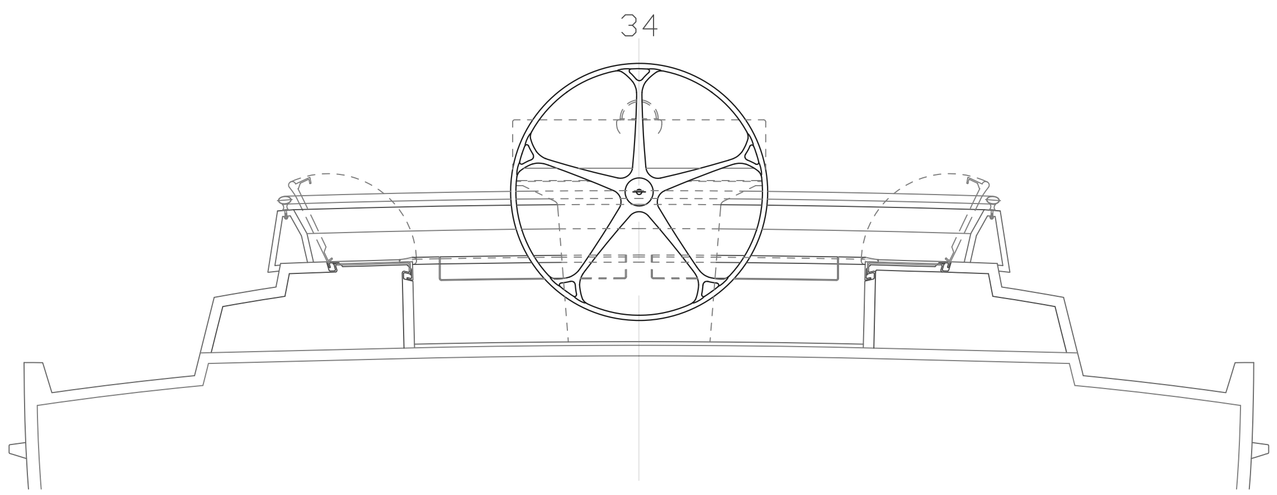

FONTAINE DESIGN GROUP
NAVAL ARCHITECTS & MARINE ENGINEERS
92 MARITIME DRIVE PORTSMOUTH, RHODE ISLAND 02871
Tel: (401) 682-9101 - Fax: (401) 682-9102

TITLE: COCKPIT DETAILS

FOR: S/Y CABOCHON

DRAWN BY:	DATE	CHECKED BY	DATE
ECS	MAY 1 2003		
SCALE: 1 : 20		DWG. NO. 998-C-313	REV. 1

THIS DRAWING REPRESENTS DETAILS AND DESIGN FEATURES AS ELEMENTS OF A DESIGN PREPARED BY FONTAINE DESIGN GROUP. THESE DRAWINGS HAVE BEEN PREPARED FOR WORK CONTEMPLATED AT THE TIME AND FOR THE PURPOSE OF DESIGN AND REVIEW ONLY. THE USE OF THESE PLANS, DIRECTLY OR INDIRECTLY FOR ANY WORK OTHER THAN AUTHORIZED IS FORBIDDEN AND WILL BE CONSIDERED AN INFRINGEMENT OF THESE RIGHTS. THIS PLAN IS TO BE RETURNED UPON COMPLETION OF SAID WORK.

INTERIOR APPOINTMENTS

ITEM	MANUFACTURER

REVISIONS

No.	Description	Date
1	-Removed window wells and revised window geometry.	7 July 03

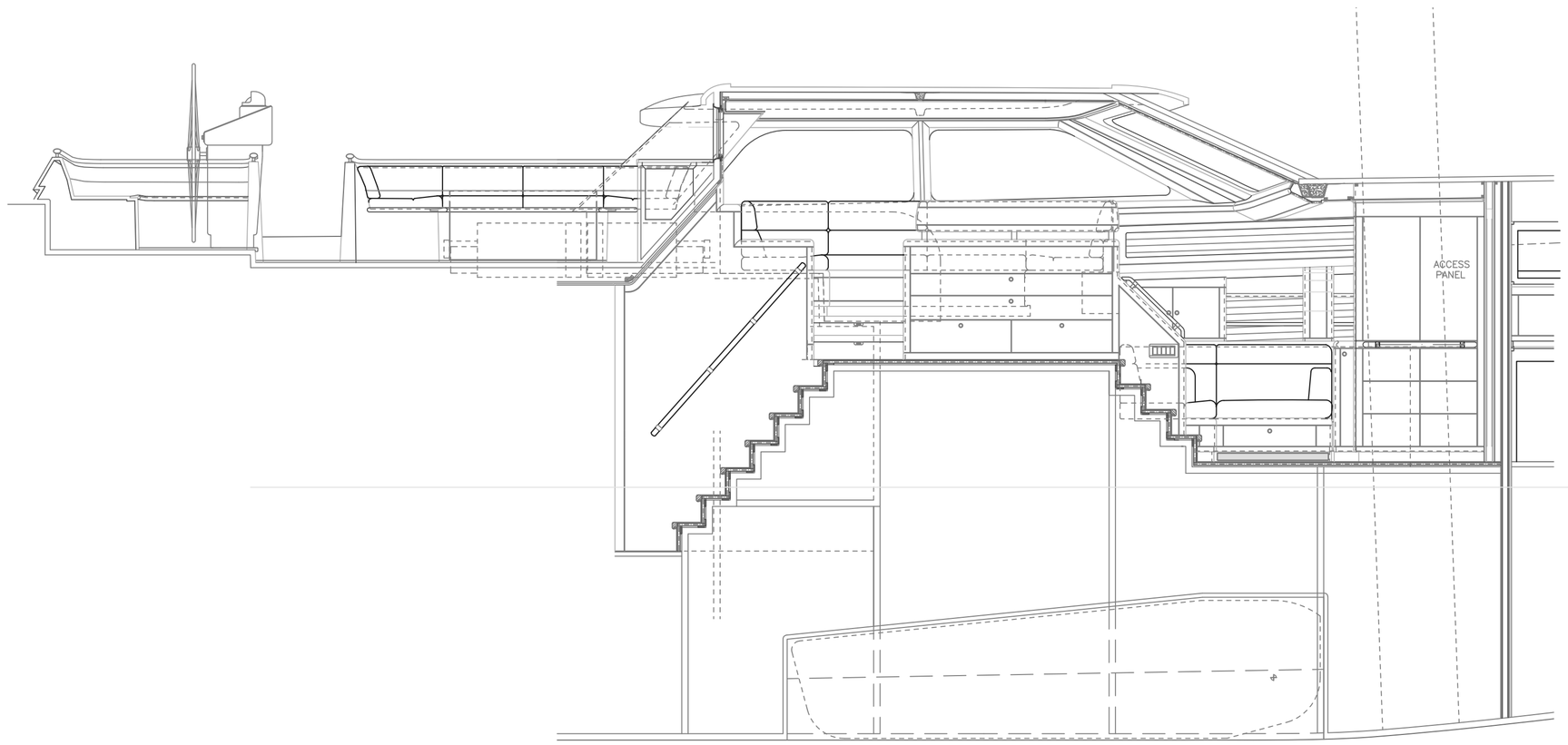

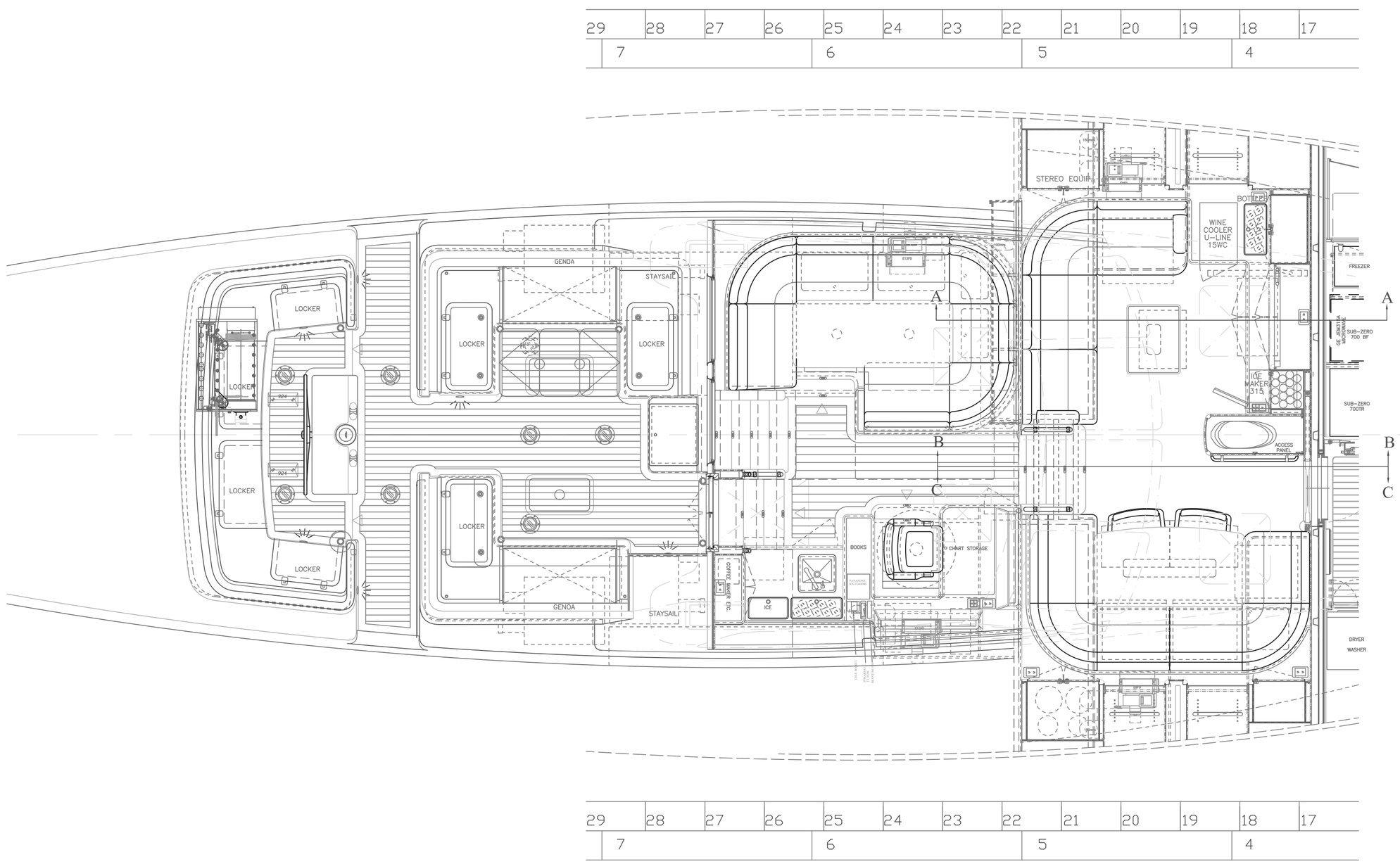

FONTAINE DESIGN GROUP

NAVAL ARCHITECTS & MARINE ENGINEERS
52 MARITIME DRIVE, PORTSMOUTH, RHODE ISLAND 02871
Tel: (401) 683-9485 Fax: (401) 683-9502

TITLE:

MAIN SALON / COCKPIT

FOR:

S/Y CABOCHON

DRAWN BY:	DATE	CHECKED BY:	DATE:
ECS	MAY 1 2003		
SCALE: 1 : 30		DWG. NO. 990-C-227	REV 1

THIS DRAWING REPRESENTS DETAILS AND DESIGN FEATURES AS ELEMENTS OF A DESIGN PREPARED BY FONTAINE DESIGN GROUP AND IS TO BE USED ONLY FOR WORK AUTHORIZED IN WRITING BY SAID FIRM. ALL RIGHTS OF DESIGN ARE RESERVED. THE USE OF THESE PLANS, DIRECTLY OR INDIRECTLY FOR ANY WORK OTHER THAN AUTHORIZED IS PROHIBITED AND CONSIDERED AN INFRINGEMENT OF THESE RIGHTS. THIS PLAN IS TO BE RETURNED UPON COMPLETION OF SAID WORK.

INTERIOR APPOINTMENTS

ITEM	MANUFACTURER
SOLE	CARPET - TBD
BLKHDS TO DADO	SATIN VARNISHED QUARTER SAW BLONDE TEAK
BLKHDS ABOVE DADO	SATIN VARNISHED QUARTER SAW BLONDE TEAK
HULL CEILINGS	PAINTED RAL 9003 - BENTON SPECIAL
TRIM WORK	SATIN VARNISHED QUARTER SAW BLONDE TEAK
COACHROOF SIDES	PAINTED RAL 9003 - BENTON SPECIAL
OVERHEAD	MARLITE, DESTINY PARCHMENT, H836
LOCKER LATCH	GSV 753 ESPAGNOLETTE, POLISHED SS BUTTON
CABINET HINGE	SUGATSUNE 220 CONCEALED, SELF CLOSING, NICKEL
DRAWER LATCH	GSV 7741 32mm PUSH BUTTON, POLISHED SS BUTTON
DRAWER SLIDE	KROON QUADRO 560/6 INNOTECH RUNNERS
DRAWER CATCH	ABI DOOR CATCH IN POLISHED CHROME, 2039CH
DOOR HANDLE	OMNIA 762 IN POLISHED CHROME FINISH
DOOR MORTISE LOCK	OMNIA 455 PRIVACY WITH EMERGENCY RELEASE
DOOR LOCK LATCH	OMNIA 455 LATCH IN POLISHED CHROME
DOOR CATCH	KROON 375312, CHROME PLATED BRASS
DOOR HINGE	HAFELE (NORS) HINGE, 341.07.772
HANGING POLE	GSV 4074 25 mm POLISHED STAINLESS STEEL
POLE BRACKET	GSV 4074 F 1, FIXED SS BRACKET
OVERHEAD LIGHTS (L)	CANTILUPI, SUSY 155, STAINLESS STEEL
OVERHEAD LIGHTS (S)	CANTILUPI, SUSY 105, STAINLESS STEEL
EYEBALL LIGHTS	CANTILUPI, VIAREGGIO, POLISHED CHROME
WALL LIGHTS	CANTILUPI, ONDINE, POLISHED CHROME
COURTESY LIGHT	CANTILUPI, LED B, STAINLESS STEEL
ROPE LIGHTING	IMTRA INCANDESCENT CLEAR
SWITCHES & OUTLETS	VIMAR IDEA, ROCKER STYLE, POLISHED CHROME
STEREO	TBD
FLAT SCREEN TV	SAMSUNG SYNC MASTER 40ST 40" LCD
SETTEE UPHOLSTERY	CUSTOM 3-LAYER FOAM, COLOR: TBD BY OWNER
HATCH SCREENS	OCEAN AIR CONCEALED SKYSCREEN WITH TEAK TRIM
BOOK THOLES	POLISHED SS ROD
COMP. HANDRAILS	SATIN VARNISHED TEAK W/ RONDAL SS FITTING 685610

REVISIONS

No.	Description	Date
1	- Revised per owners comments.	1 May 03
2	- Added two AH9K-FD air conditioning units under P/S settee as shown. - Added intake grills to toe kick under P/S settees as shown.	12 JUN 03
3	- Removed lift-out storage from dining table.	25 JUN 03

FRAME 24 LOOKING FWD

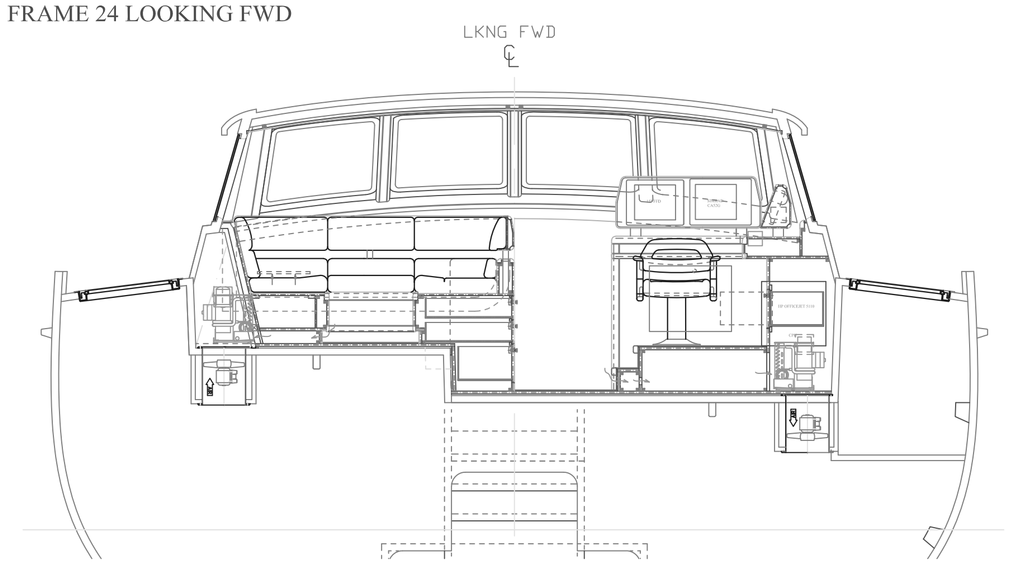

ELEVATION A-A

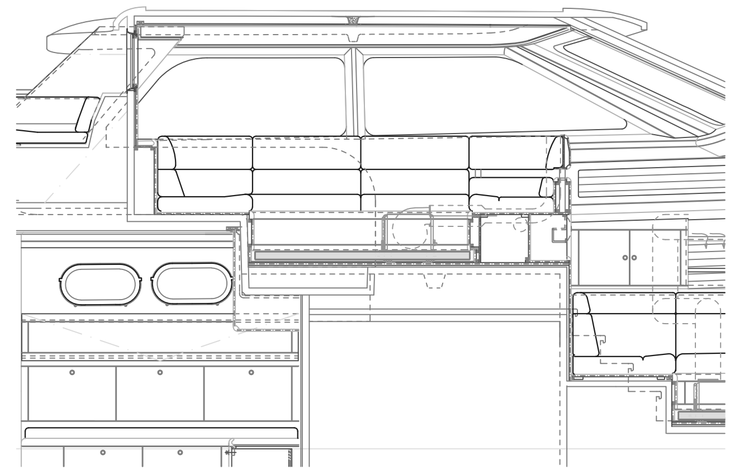

ELEVATION B-B

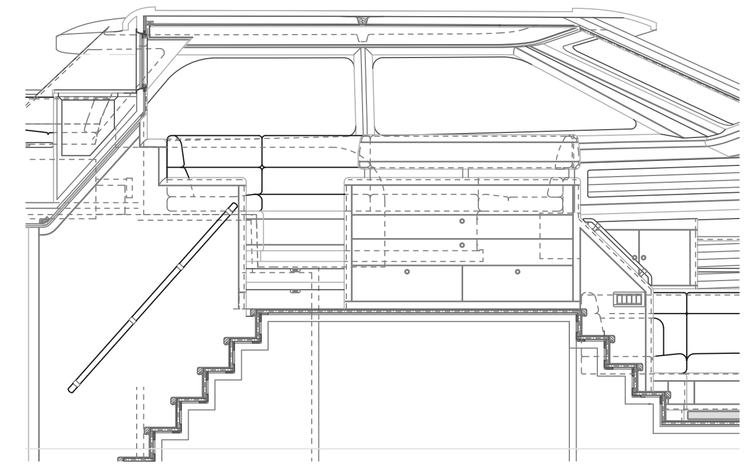

ELEVATION C-C

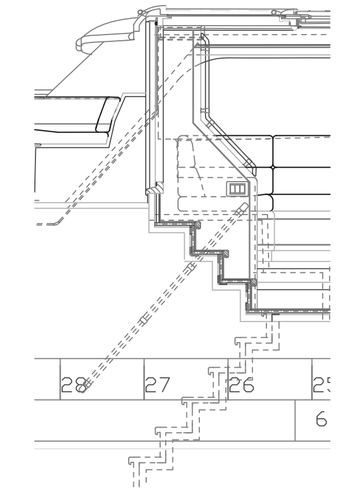

FRAME 24 LOOKING AFT

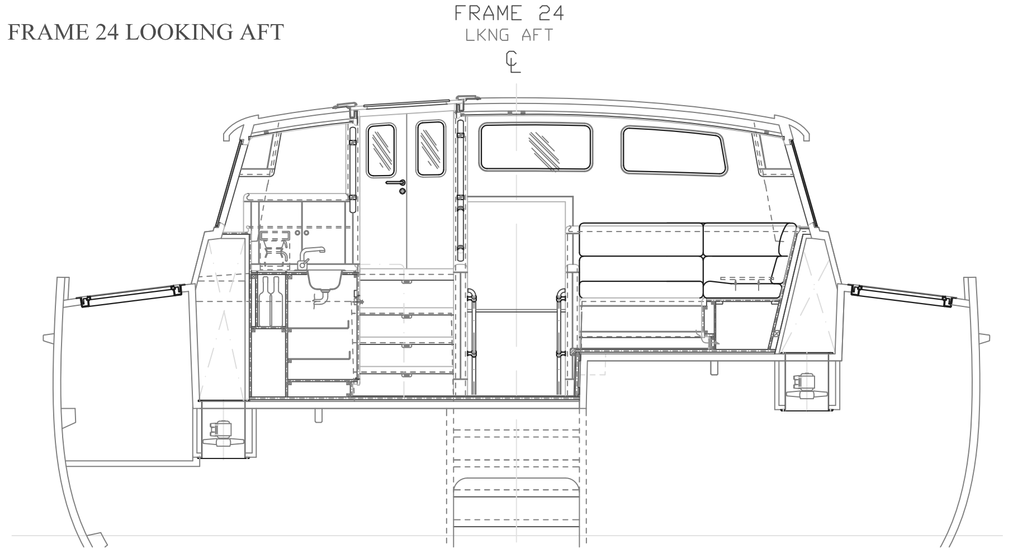

ELEVATION D-D

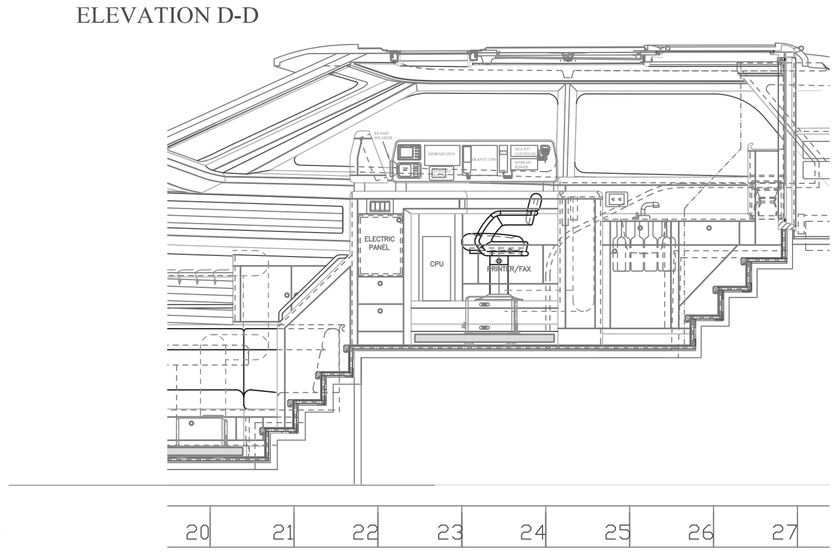

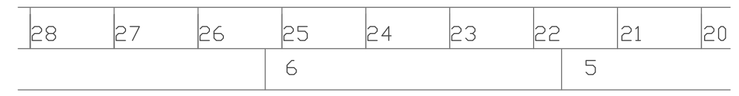

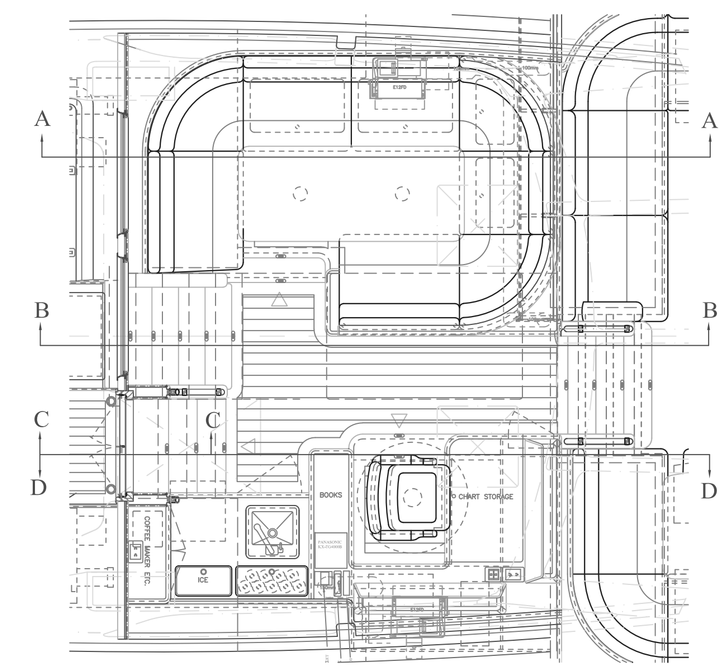

REFLECTED CEILING PLAN

FURNITURE DETAILS 1:10 SCALE

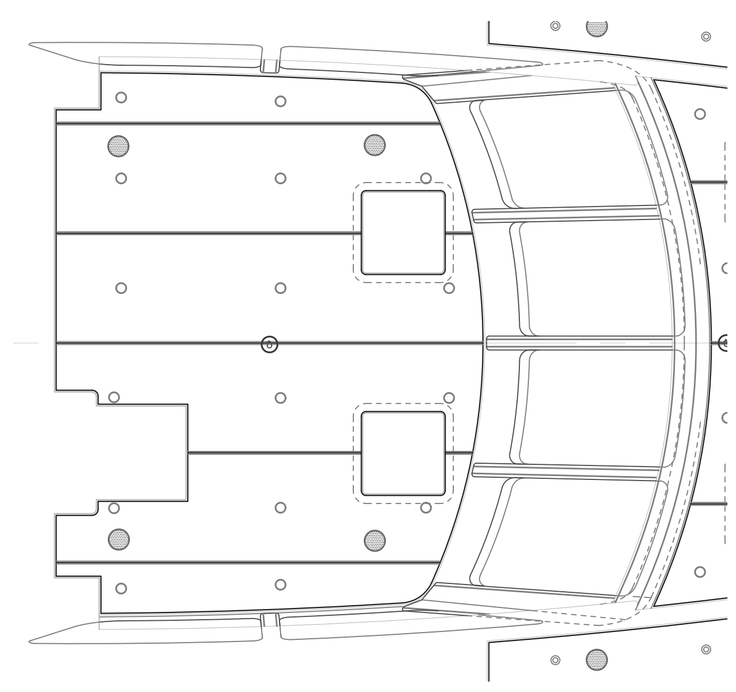

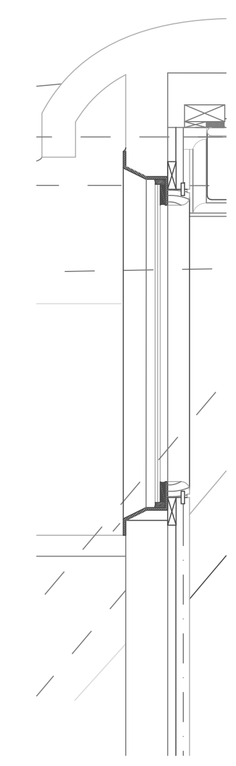

AFT WINDOW DETAIL
1:5 SCALE

FONTAINE DESIGN GROUP
NAVAL ARCHITECTS & MARINE ENGINEERS
92 MARITIME DRIVE PORTSMOUTH, RHODE ISLAND 02871
Tel: (401) 683-9510 Fax: (401) 683-9392

TITLE
PILOTHOUSE

FOR
S/Y CABOCHON

DRAWN BY:	DATE	CHECKED BY	DATE
ECS	MAY 1 2003		

SCALE	DWG. NO.	REV.
1 : 30	990-C-228	1

THIS DRAWING REPRESENTS DETAILS AND DESIGN FEATURES AS ELEMENTS OF A DESIGN PREPARED BY FONTAINE DESIGN GROUP AND IS TO BE USED ONLY FOR WORK AUTHORIZED IN WRITING BY EACH FIRM. ALL RIGHTS OF DESIGN ARE RESERVED. THE USE OF THESE PLANS, DIRECTLY OR INDIRECTLY FOR ANY WORK OTHER THAN AUTHORIZED IS PROHIBITED AND WILL BE CONSIDERED AN INFRINGEMENT OF THESE RIGHTS. THESE PLANS TO BE RETURNED UPON COMPLETION OF SAID WORK.

INTERIOR APPOINTMENTS

ITEM	MANUFACTURER
SOLE	S. Y. TEAK PLANKING W/ VARNISHED TEAK BORDERS
BLKHDS TO DADO	SATIN VARNISHED QUARTER SAW BLONDE TEAK
BLKHDS ABOVE DADO	SATIN VARNISHED QUARTER SAW BLONDE TEAK
HULL CEILINGS	PAINTED RAL 9001 BENTON SPECIAL
TRIM WORK	SATIN VARNISHED QUARTER SAW BLONDE TEAK
COACHROOF SIDES	PAINTED RAL 9001 BENTON SPECIAL
OVERHEAD	MARLITE, DESTINY PARCHMENT, B036
LOCKER LATCH	GAV 78 ESPAGNOLETTE, POLISHED SS BUTTON
CABINET HINGE	SUGATSUNE 230 CONCEALED, SELF CLOSING, NICKEL
DRAWER LATCH	GAV 7741 32mm PUSH BUTTON, POLISHED SS BUTTON
DRAWER SLIDE	KROON QUADRO 30V6 INNOTECH RUNNERS
DRAWER CATCH	ABI DOOR CATCH IN POLISHED CHROME, 205PCH
DOOR HANDLE	OMNIA 765 IN POLISHED CHROME FINISH
DOOR MORTISE LOCK	OMNIA 455 PRIVACY WITH EMERGENCY RELEASE
DOOR LOCK LATCH	OMNIA 455 LATCH IN POLISHED CHROME
DOOR CATCH	KROON 375112, CHROME PLATED BRASS
DOOR HINGE	HAFELE (NOSS) HINGE, 341.07.772
HANGING POLE	GAV 4074 25 mm POLISHED STAINLESS STEEL
POLE BRACKET	GAV 4074 F 1, FIXED SS BRACKET
OVERHEAD LIGHTS (L)	CANTILUPI, SUSY 155, STAINLESS STEEL
OVERHEAD LIGHTS (S)	CANTILUPI, SUSY 100, STAINLESS STEEL
EYEBALL LIGHTS	CANTILUPI, VIAREGALIO, POLISHED CHROME
WALL LIGHTS	CANTILUPI, ONDINE, POLISHED CHROME
EXORTISYL LIGHT	CANTILUPI LED 0.8, STAINLESS STEEL
ROPE LIGHTING	IMTRA INCANDESCENT CLEAR
SWITCHES & OUTLETS	VIMAR IDEA, ROCKER STYLE, POLISHED CHROME
BAR SURFACE	CORIAN TO MATCH OVERHEAD COLOR
BAR SINK	POLAR MODEL M1559
FAUCET	GROHE Ladylux Plus 33 759 ulo
SETTEE UPHOLSTERY	CUSTOM 34 LAYER FOAM, COLOR TBD BY OWNER
HATCH SCREENS	OCEAN AIR CONCEALED SKYSCREEN WITH TEAK TRIM
COMP. HANDRAILS	SATIN VARNISHED TEAK W/ RONDAL SS FITTING 685610

REVISIONS

No.	Description	Date
1	- Revised per owners comments.	1 May 03
2	- Revised aft window geometry to accommodate B&G 20/20s in cockpit.	1 June 03
3	- Added two AH9K-FD air conditioning units under P/S settee as shown. - Added intake grills to toe kick under P/S settees as shown.	12 June 03
4	- Widened nav. seat by 30mm. -Removed lift-out storage from table. revised aft window geometry.	7 July 03
5	- Changed bar sink to Polar M1559 per owner's request.	16 July 03

POS	QTY	DESCRIPTION	REMARKS	FRAMES	MFG.
101	1	HATCH - FOREPEAK, 580 X 580	180° HINGES - TEAK, #00626	6	SOLIMAR
102	1	HATCH - PORT CREW HEAD	LEXAN, #0062/2-3	8	SOLIMAR
103	1	HATCH - STBD CREW HEAD	LEXAN, #0062/2-3	8	SOLIMAR
104	1	HATCH - PORT CREW CABIN	LEXAN, #0062/2-3	10	SOLIMAR
105	1	HATCH - STBD CREW CABIN	LEXAN, #0062/2-3	10	SOLIMAR
106	1	DECK LOCKER	TEAK	12	BUILDER
107	1	DECK LOCKER	TEAK	12	BUILDER
108	1	HATCH - GALLEY, 910 x 910	LEXAN, #0062/88	14,15	SOLIMAR
109	1	HATCH - STBD MN.SALOON, 580 x 580	ELECTR. LEXAN, #00626	18	SOLIMAR
110	1	HATCH - PORT MN.SALOON, 580 x 580	ELECTR. LEXAN, #00626	18	SOLIMAR
111	1	HATCH - STBD PLTHOUSE, 580 X 580	LEXAN, #00626	23	SOLIMAR
112	1	HATCH - PORT PLTHOUSE, 580 X 580	LEXAN, #00626	23	SOLIMAR
113	1	DECK LOCKER, 580 x 980	TEAK, #0062-	22,23	SOLIMAR
114	1	ENGINE ROOM ACCESS, 580 x 580	TEAK, #00626	22,23	SOLIMAR
115	1	DECK LOCKER - ER ACCESS, 980 x 580	TEAK, CUSTOM SIZE	24	SOLIMAR
116					SOLIMAR
117	1	DECK LOCKER	TEAK	27	SOLIMAR
118	1	DECK LOCKER	TEAK	27	SOLIMAR
119	1	SLIDING HATCH - MAIN COMPANIONWAY	LEXAN	26,27	BUILDER
120	1	COCKPIT LOCKER	AWLGRIP NON-SKID	28	BUILDER
121	1	COCKPIT LOCKER	AWLGRIP NON-SKID	29,30	BUILDER
122	1	COCKPIT LOCKER	AWLGRIP NON-SKID	29,30	BUILDER
123	1	COCKPIT LOCKER	AWLGRIP NON-SKID	31	BUILDER
124	2	COCKPIT LOCKER	AWLGRIP NON-SKID	31	BUILDER
125	1	HATCH - STBD OWNER HEAD	LEXAN, #0062/2-3	36	SOLIMAR
126	1	HATCH - PORT OWNER HEAD	LEXAN, #0062/2-3	36	SOLIMAR
127	1	SLIDING HATCH - AFT COMPANIONWAY	LEXAN	38,39	BUILDER
128	1	DECK LOCKER - LIFERAFT - 700x380	TEAK w/ hydro release	40	BUILDER
129	1	DECK LOCKER - LIFERAFT - 700x380	TEAK w/ hydro release	40	BUILDER

POS	QTY	DESCRIPTION	REMARKS	FRAMES	MFG.
130	1	DECK LOCKER - UNDER COAMING	TEAK	40-41	BUILDER
131	1	DECK LOCKER - UNDER COAMING	TEAK	40-41	BUILDER
132	1	LAZERETTE LOCKER	TEAK	42	BUILDER
133	1	DECK LOCKER - GASOLINE, 580 X 580	TEAK, #00626	42	SOLIMAR
134	1	DECK LOCKER - TRASH / LP, 580 X 580	TEAK, #00626	42	SOLIMAR
135	1	HINGED SWIM PLATFORM	TEAK	42	BUILDER
136	1	COCKPIT LOCKER	AWLGRIP NON-SKID	34	BUILDER
137	1	COCKPIT LOCKER	AWLGRIP NON-SKID	34	BUILDER
138	1	COCKPIT LOCKER	AWLGRIP NON-SKID	35	BUILDER
139	1	COCKPIT LOCKER	AWLGRIP NON-SKID	35	BUILDER
150					
201	1	MAINSHEET REEL WINCH		-	NILSSON
202	1	OUTHAUL REEL WINCH		-	
203	1	STBD GENOA REEL WINCH		23	NILSSON
204	1	PORT GENOA REEL WINCH		23	NILSSON
205	1	STBD STAYSAIL REEL WINCH		30	NILSSON
206	1	PORT STAYSAIL REEL WINCH		30	NILSSON
207	1	STBD FUEL FILL		23	TBD
208	1	PORT FUEL FILL		23	TBD
209	1	FOREDECK WINCH	B980.35SSTHY	4	HARKEN
210	1	MAST / DECK WINCH	B980.35SSTHY	18	HARKEN
211	1	MAST / DECK WINCH	B980.35SSTHY	18	HARKEN
212	1	MPS / AFT DECK WINCH	B1110.35SSTHY	40	HARKEN
213	1	MPS / AFT DECK WINCH	B1110.35SSTHY	40	HARKEN
220	10	S/S FOOT WINCH BUTTONS		4, 18, 40	HARKEN
301	2	THRU DECK FITTING	MAIN HALYARD/ OUTHAUL	18	
307	4	THRU DECK BLOCK	RUNNER / RUNNER FOREGUY		HARKEN
308	10	UNDER DECK BLOCK	150mm GENOA / RUNNER		HARKEN

POS	QTY	DESCRIPTION	REMARKS	FRAMES	MFG.
311	2	SINGLE BLOCK - SIZE 5	RUNNER		HARKEN
314	10	LG ROUND EYEPLATE	629	-	HARKEN
315	2	MED ROUND EYEPLATE	648	-	HARKEN
316	2	HALYARD BAIL		13	
317	6	DIAMOND EYEPLATE	689	-	HARKEN
320	2	HEADSAIL LEAD BLOCKS	-	26	HARKEN
321	2	GENOA TRACK - 40mm	-	25-31	HARKEN
322	4	GENOA TRACK ADJUSTABLE STOPS	-	25-31	HARKEN
323	4	GENOA TRACK END STOPS	-	25-31	HARKEN
324	4	EYE SLIDERS		39	HARKEN
325	2	SINGLE BLOCK	1738	18	HARKEN
326	2	STAYSAIL TRACK		16-22	HARKEN
330	2	DOUBLE TURNING BLOCK WITH PADEYE		42	HARKEN
351	1	GENOA HALYARD TENSIONER TRACK		18	MAST SUPPLR.
352	1	JIB HALYARD TENSIONER TRACK		18	MAST SUPPLR.
401	1	DECKH'S WINDOW front inbd stbd		20	FORMGLASS
402	1	DECKH'S WINDOW front inbd port		20	FORMGLASS
403	1	DECKH'S WINDOW front outbd stbd		21	FORMGLASS
404	1	DECKH'S WINDOW front outbd port		21	FORMGLASS
405	1	DECKH'S WINDOW side forc stbd		23	FORMGLASS
406	1	DECKH'S WINDOW side forc port		23	FORMGLASS
407	1	DECKH'S WINDOW side aft stbd		25	FORMGLASS
408	1	DECKH'S WINDOW side aft port		25	FORMGLASS
409	1	DECKH'S WINDOW aft outbd stbd		27	FORMGLASS
410	1	DECKH'S WINDOW aft outbd port		27	FORMGLASS
411	1	DECKH'S WINDOW aft inbd stbd		27	FORMGLASS

POS	QTY	DESCRIPTION	REMARKS	FRAMES	MFG.
500	1	PULPIT DIA 38mm WITH SEAT		1	
501	1	PUSHPIT DIA 38mm W/ DOUBLE SEAT		45	
502	20	STANCHION DIA 38mm		-	
503	4	GANGWAY STANCHION DIA 38mm		45	
510	2	DAVIT	STERN TENDER	46	
601	8	18" S/S CLEAT		4,15,34,43	
608	2	S/S FAIRLEAD		3	
609	2	S/S FAIRLEAD		16	
610	2	S/S FAIRLEAD		32	
611	2	S/S FAIRLEAD		43	
612	2	S/S FAIRLEAD		45	
701	1	DODGER MAIN COMPANIONWAY		37	
702	1	SUN AWNING CENTER COCKPIT		30	
703	1	DODGER AFT COMPANIONWAY		38	
800	2	CRQ ANCHOR - 66kg		0	SIMP.-LAR.
801	2	CROSBY CLEVIS GRAB HOOK 1/2"		0	MAXWELL
802	6	ANCHOR CHAIN ROLLER		1	CUSTOM
803	2	ANCHOR CHAIN STOPPER		1	MAXWELL
804	1	PORT ANCHOR WINCH		5	MAXWELL
805	1	STBD ANCHOR WINCH		5	MAXWELL
806	2	ANCHOR CHAIN	14mm x 120 mtr. LENGTH	5	
807	2	VERTICAL ANCHOR ROLLER		5	
808	2	SPILL PIPE		5	
816	1	SSB INSULATOR		43	
817	1	SHORE POWER INLET		41	
834	1	PORT COCKPIT TABLE		29	
835	1	STBD COCKPIT TABLE		29	
840	4	CHOCKS TO FIT DINGHY		5, 9	

POS	QTY	DESCRIPTION	REMARKS	FRAMES	MFG.
900	1	NAV LIGHT RED	NO 55	2	AQUA SIGNAL
901	1	NAV LIGHT GREEN	NO 55	2	AQUA SIGNAL
902	1	STERN LIGHT WHITE	NO 55	48	AQUA SIGNAL
903	1	HEADSTAY FURLER	UNIT 4.0	1	HARKEN
904	1	INNER FORESTAY FURLER	UNIT 4.5	3	HARKEN
905	1	THRU DECK FITTING	HEADSTAY	1	
906	1	THRU DECK FITTING	INNER FORESTAY	3	
907	1	THRU DECK FITTING	BACKSTAY	43	
909	2	LIFERING	-	45	
910	1	JON BUOY RECOVERY RAFT	OCEAN SAFE	45	
912	1	BBQ		44	
913	2	S/S NAMEPLATE		32	
914	1	OUTBOARD ENGINE, 50 hp 4 stroke	OWNER SUPPLY	10/48	HONDA
915	1	TENDER, 430 DL	OWNER SUPPLY	10/48	NOVURANIA
916	1	STEERING WHEEL	1400mm DIA	34	CUSTOM
917	1	FLAGPOLE HOLDER		45	CUSTOM
918	1	FLAGPOLE		45	CUSTOM
919	1	ACCOMMODATION / SWIM LADDER		26	
921	2	LIFERAFT	10 MAN - 10DK solf valise	40	VIKING
922	12	WHITE DECK LIGHTING		4,11,18,26,32,42	
923	7	RED DECK LIGHTING		28,31,34,39	
924	2	FOOTREST	TEAK	34	CUSTOM
925	16	DECK DRAIN - 30mm DIA		26,28,31,33,35,39	
926	7	DECK DRAIN - 40mm DIA		28,31,32,33	
927	12	DECK DRAIN - 50mm DIA		12,26,27,29,33,39	
930	8	ROUND DECK PRISM	654010	28,30,32,34	RONDAL
931	3	DECK COWL		T.B.D.	RONDAL
950	1	REMOVABLE CUTTERSTAY		10	

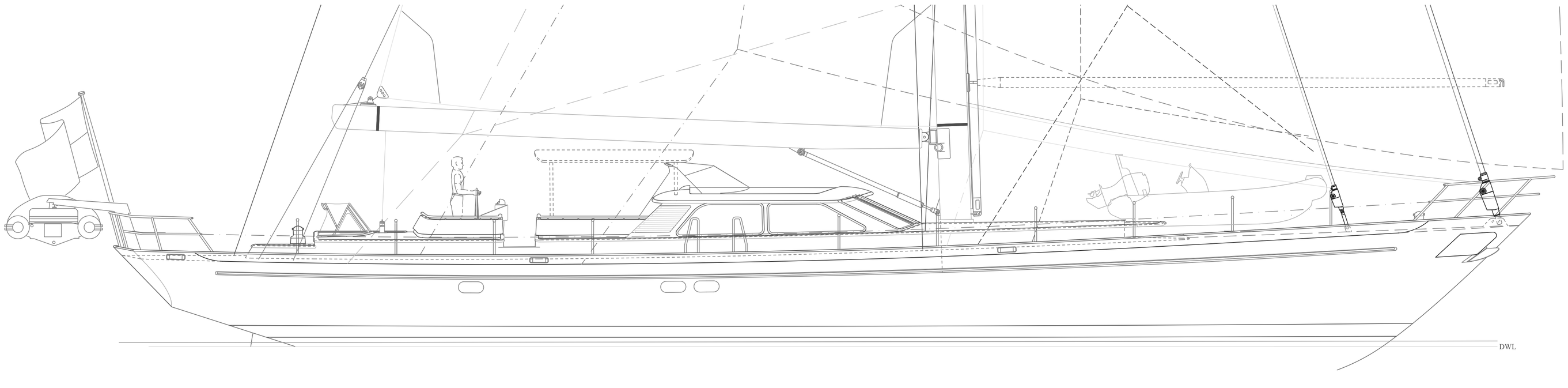

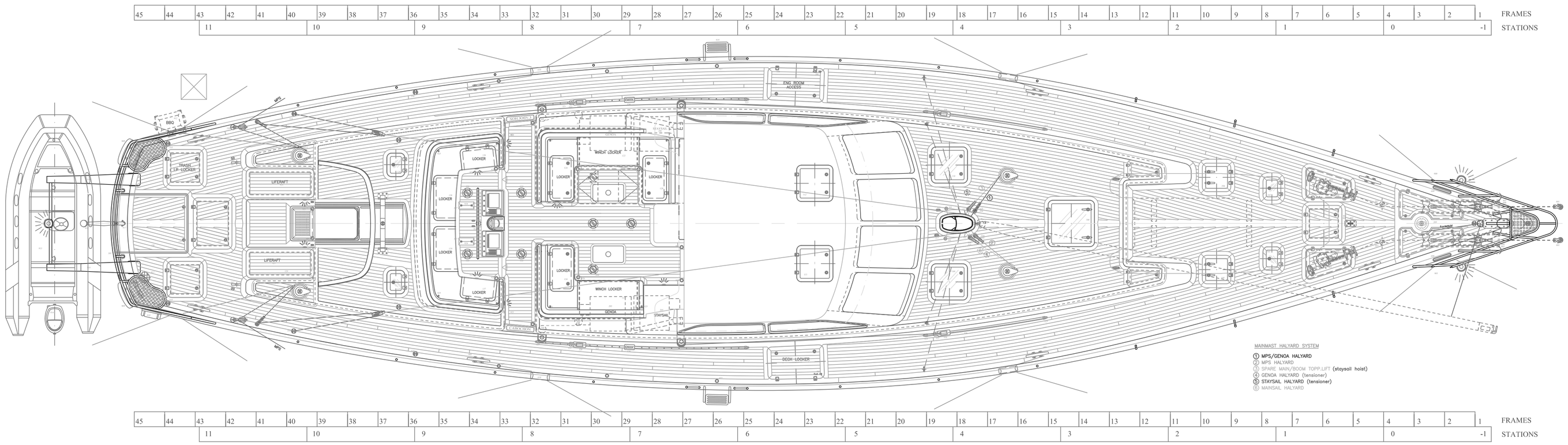

FONTAINE DESIGN GROUP
NAVAL ARCHITECTS & MARINE ENGINEERS
92 MARLANE DRIVE, FORESHORE DR. JOSTEN ISLANDS NFLD
Tel: (709) 685-6930 Fax: (709) 685-6931

TITLE: DECK PLAN AND PROFILE

FOR: S/Y CABOCHON

DRAWN BY:	DATE:	CHECKED BY:	DATE:
NY	14 FEB 2002		

SCALE	DWG. NO.	REV.
1/2" = 1'-0"	990-C-301	9

THIS DRAWING REPRESENTS DETAILS AND DESIGN FEATURES AS ELEMENTS OF A DESIGN PREPARED BY FONTAINE DESIGN GROUP AND IS TO BE USED ONLY FOR WORK AUTHORIZED IN WRITING BY SAID FIRM. ALL RIGHTS OF DESIGN ARE RESERVED BY SAID FIRM. ANY OTHER USE OR REPRODUCTION IN WHOLE OR IN PART IS EXPRESSLY FORBIDDEN AND WILL BE CONSIDERED AN INFRINGEMENT OF THESE RIGHTS. THIS PLAN IS TO BE RETURNED UPON COMPLETION OF SAID WORK.

REVISIONS

No.	Description	Date
1	- Stretch pilothouse top forward 10cm	4/22/02
2	- Move backstay aft on deck, lengthen boom, show lead position	5/28/02
3	- Revise rig to in-mast furling, remove forward lower, add babystay, update deck hardware list	7/25/02
4	- Move Inner forestay forward, move backstay forward on deck, shorten boom, revise lead position, remove babystay - Remove forward hull ports	8/20/02
5	- Deck hatches and model numbers updated. - Runners moved aft to winch, staysail sheets moved to captive winches. - LP locker moved aft to lazzerrette.	3/13/03
6	- Mast winches moved fwd to clear bulkhead. - Dinghy details updated. -	-
7	-Moved main salon deck hatches 10cm aft	5/09/03
8	-Added teak deck with seams. -Adjusted shape of port side deck locker at frame 23 to match cabin trunk shape.	6/05/03
9	-Revised galley hatch to specified size. -Adjusted amidships hatch geometry, P and S -Added cubbies to aft coaming, P and S	7/3/03
10	-Removed line locker on aft cockpit coamings, clad them in teak.	7/22/03

RIG ANALYSIS 25 July 2002

RM	2624 kgm	18980 lbft	Excl Crew@Heel	1 Deg
RM	67993 kgm	492 klbft	Incl Crew@Rail	30 Deg
I	35.803 m	117.46 ft	From Sheerline	
P	32.921 m	108.01 ft	Hoist–BAD	
J	10.549 m	34.61 ft	From Front face	
E	11.000 m	36.09 ft	From Back face	
BAS	2.383 m	7.82 ft	Boom Above Sheer	
BAD	2.383 m	7.82 ft	Boom Above Datum	
PAD	0.463 m	1.52 ft	Port Above Datum	
SAD	0.000 m	0.00 ft	Sheer Above Datum	
SAS	2.879 m	9.45 ft	Sheer Above Step	
BURY	3.342 m	10.96 ft	Port Above Step	

EI kNm^2 (Minimum)			EI lbin^2 x10^6 (Minimum)		
PANEL 0	44350	12798	PANEL 0	15454	4459
PANEL 1	34116	6789	PANEL 1	11887	2365
PANEL 2	28183	6692	PANEL 2	9820	2332
PANEL 3	25707	6655	PANEL 3	8957	2319
PANEL 4	23788	5206	PANEL 4	8289	1814
PANEL 5	18970	4534	PANEL 5	6610	1580

I cm^4	E GPa	70	I in^4	E MSI	10
PANEL 0	63358	18283	PANEL 0	1522	439
PANEL 1	48737	9698	PANEL 1	1171	233
PANEL 2	40262	9559	PANEL 2	967	230
PANEL 3	36724	9507	PANEL 3	882	228
PANEL 4	33982	7437	PANEL 4	816	179
PANEL 5	27100	6477	PANEL 5	651	156

MAST Section Specifications (IN–MAST FURLING)

Longitudinal	600 mm	23.62 in	
Transverse	275 mm	10.83 in	
Wall thickness	4.7 mm	0.19 in	
Modulus	70 GPa	10.15 MSI	
Density	2750 kg/m^3	0.10 lb/in^3	
Weight shells	1204 kg	@	13.60 m
Mast & Rigging	2452 kg	@	14.45 m

MINIMUM STAY SPECIFICATIONS

	MATERIAL		Diam mm	Length	W L lb	Diam"	Length	UTS lb	Qty
V1	N–50	–150	25.4	8353	50522	1.000	27.40	126304	2
V2	N–50	–115	22.2	6929	38590	0.874	22.73	99691	2
V3	N–50	–91	19.5	7217	29350	0.768	23.68	78267	2
V4	N–50	–60	16.8	6599	22293	0.661	21.65	61307	2
D1a	N–50	–115	22.2	7517	29115	0.874	24.66	101903	2
D2	N–50	–40	12.7	6979	12560	0.500	22.90	34540	2
D3	N–50	–30	11.1	7082	9966	0.437	23.23	29898	2
D4	N–50	–40	12.7	6271	12794	0.500	20.57	35184	2
D5	N–50	–60	16.8	6241	22293	0.661	20.47	61307	2
FORESTAY	N–50	–91	19.5	37200	32857	0.768	122.05	82142	1
INR FSTAY	N–50	–48	14.27	22795	48000	0.500	74.79	21896	1
BABYSTAY	EPI	12	15.5	9678	15235	0.610	31.75	22852	1
BACKSTAY	N–50	–60	16.8	28390	18742	0.661	93.14	58152	1
BRIDLE	N–50	–40	12.7	9463	10391	0.500	31.05	32240	2
RUNNER	EPI	20	19.5	23753	10503	0.768	77.93	36762	2

MAX WORKING LOADS	30 deg	HEEL	3625 PSI HYD	250 bar
	21 kts	APPARENT	MINIMUM SHEAVE / LINE SIZES	
Main Halyd/Head	3440 kg	7581 lb	152 Sheave	16 Dyneema
M'Sheet Vertical	3651 kg	8047 lb	2 : 1	12 Dyneema
M'Sheet Travellr	1090 kg	2402 lb		
ReefClew 0.8	6934 kg	15283 lb	152 Sheave	16 Dyneema
Outhaul	2897 kg	6384 lb	–17 A250 FE	14 Dyneema
Tack	1738 kg	3831 lb	–10 A250 FE	12 Dyneema
Cunningham	240 kg	529 lb	329 Travel	4 Dyneema
Vang Clew Load	1067 kg	2351 lb	110 Vang85A	354 Stroke
Vang Load	13363 kg	29452 lb	2987 PCLX	2633 PCLC
Genoa Halyd/Head	5012 kg	11047 lb	203 Sheave	20 Dyneema
G'Sheet/Clew	4904 kg	10809 lb	152 Sheave	20 Dyneema
Genoa Foot	1403 kg	3093 lb	–10 A250 FE	10 Dyneema
Genoa Luff	313 kg	690 lb	76 Sheave	5 Dyneema
Spin/MPS Halyard	1923 kg	4238 lb	127 Sheave	12 Dyneema
Spin/MPS Sheet	1351 kg	2978 lb	102 Sheave	10 Dyneema
Spin/MPS Tack	1170 kg	2579 lb	102 Sheave	10 Dyneema
Spin Brace/Guy	3474 kg	7657 lb	152 Sheave	16 Dyneema
Pole Topper	1170 kg	2578 lb	102 Sheave	10 Dyneema
Pole Foreguy	1598 kg	3522 lb	102 Sheave	10 Dyneema
Butt Lift System	1958 kg	4315 lb	127 Sheave	12 Dyneema
Stays'l haly'd	3424 kg	7547 lb	152 Sheave	16 Dyneema
Stays'l Sheet	3350 kg	7384 lb	127 Sheave	16 Dyneema

DOCK TUNE	2 x	RC	25 Tonne ENERPAC	
Mast chocks	100 mm	Stroke minimum	120 mm	
Caps only	25862 kg	57000 lb	5538 psi	
Caps, D1's	33981 kg	74894 lb	7277 psi	
Caps, All Diag.s	40168 kg	88530 lb	8602 psi	
Above + In Fstay	41198 kg	90800 lb	8822 psi	

WORKING COMP'N (Upw	74820 kg	165 lb x1000	
MAST RAKE	2.1 degrees	1225 mm	I to BAD
MAST BEND	0.50% P	165 mm	P to BAD
MAST FOOT	39 mm fwd of collar		
DRAG 20 kts AWS	109 kg		

CHAIN PLATES (TO BE CONFIRMED)

	HEIGHT	TRANS	LONG
V1	–62	2870	642
D1a	295	1962	657
FORESTAY	481	0	10549
INR FSTAY	267	0	4607
BABYSTAY	503	0	2410
BACKSTAY	–103	1200	14690
RUNNER	–168	2690	9302

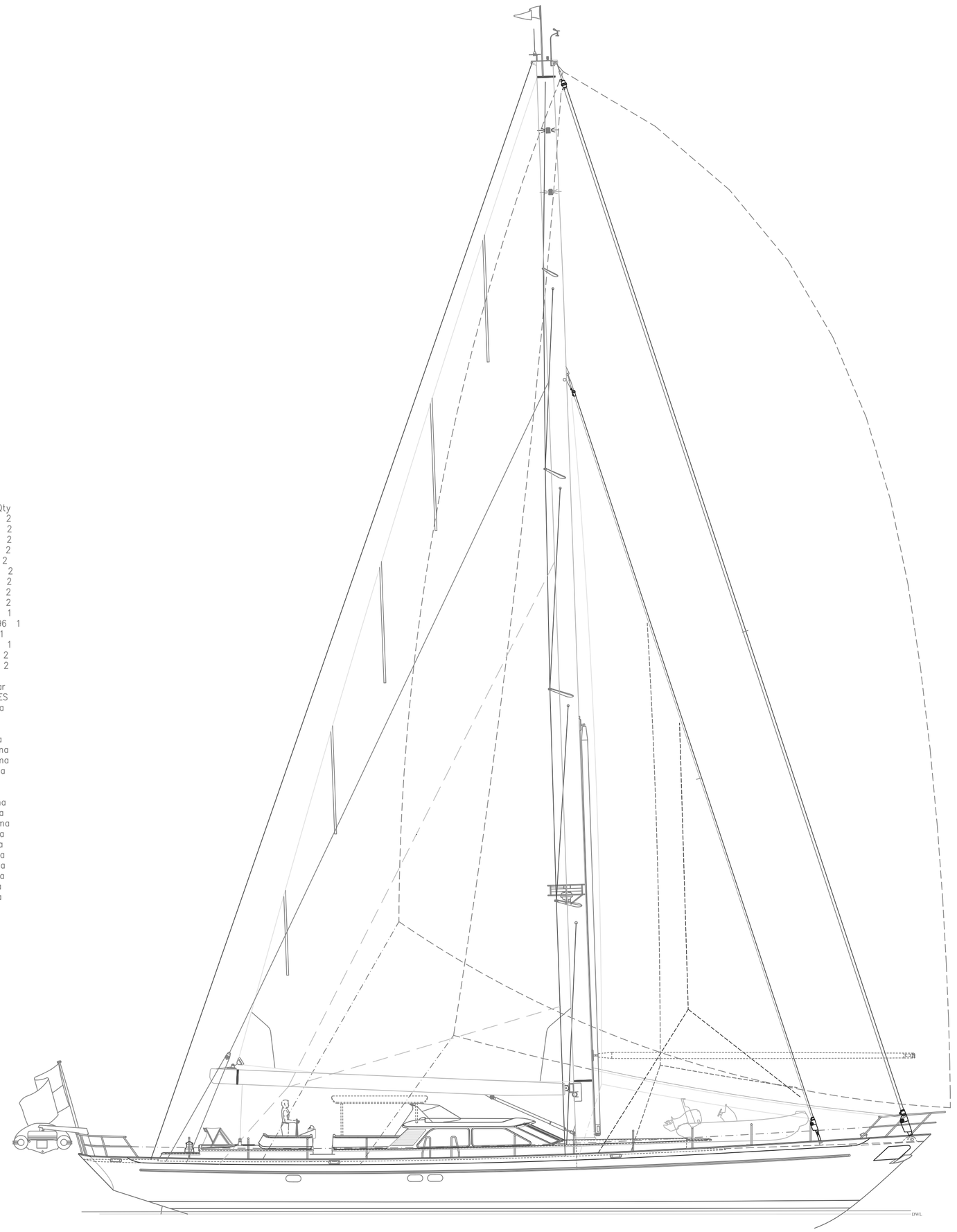

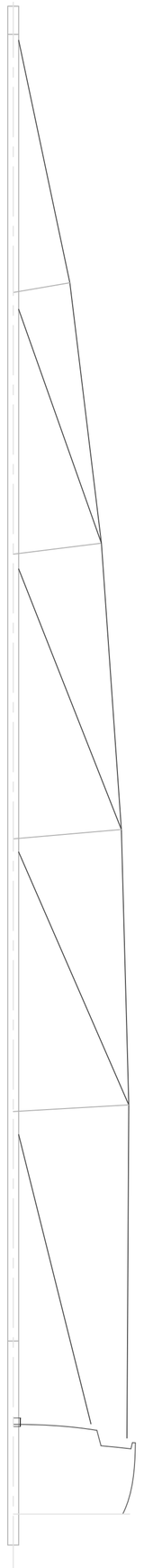

POSITIONS FROM DATUM

	DETAIL	METRES	FEET	
CRANE ATTACK ANG		15.4		deg
Aerial Rake ANG		–3.2		deg
TOP OF TUBE		35.903	117.79	
I POINT		35.803	117.46	
FS SHEAVES	203.2	35.343	115.95	
P BAND	152.4	35.304	115.83	
D5 TANG		35.156	115.34	
SPREADER 4				
SPR 4		28.802	94.49	
LENGTH	228.6	1.485	4.87	
SPR 4 RAKE		12.6		deg
SPR 4 LIFT		9.4		deg
SPR 4 ATTACK ANG		17.4		deg
Size mm	228.6	68.6		
Ix,y cm^4	833.3	92.8		
Tip D,t	75.6	37.8		
Tip Twist	15.0	deg		
V4	V5	D5		
87.7	0.0	87.2		
D4 TANG		28.378	93.10	
INNER FSTAY		22.468	73.71	
SPREADER 3				
SPR 3		22.207	72.86	
LENGTH	279.4	2.297	7.53	
SPR 3 RAKE		12.6		deg
SPR 3 LIFT		6.9		deg
SPR 3 ATTACK ANG		13.3		deg
Size mm	279.4	83.8		
Ix,y cm^4	1599.8	196.3		
Tip D,t	87.8	43.9		
Tip Twist	11.7	deg		
V3	V4	D4		
87.2	89.8	77.0		
RUNNER		21.879	71.78	
D3 TANG		21.836	71.64	
IF SHEAVE	152.4	21.084	69.17	
TOP LIFT	101.6	20.221	66.34	
SPREADER 2				
SPR 2		15.034	49.32	
LENGTH	279.4	2.807	9.21	
SPR 2 RAKE		12.6		deg
SPR 2 LIFT		4.8		deg
SPR 2 ATTACK ANG		10.0		deg
Size mm	279.4	83.8		
Ix,y cm^4	1688.8	196.3		
Tip D,t	99.9	50.0		
Tip Twist	9.0	deg		
V2	V3	D3		
86.7	90.7	72.8		
D2 TANG		14.702	48.24	
BABYSTAY		9.803	32.16	
SPREADER 1				
SPR 1		8.165	26.79	
LENGTH	279.4	2.993	9.82	
SPR 1 RAKE		12.6		deg
SPR 1 LIFT		3.2		deg
SPR 1 ATTACK ANG		7.5		deg
Size mm	279.4	83.8		
Ix,y cm^4	1209.8	312.6		
Tip D,t	114.3	57.2		
Tip Twist	6.9	deg		
V1	V2	D2		
85.9	91.6	69.1		
D1 TANG		7.584	24.88	

BOOM LAYOUT	mm	feet
BACK FACE OF MAST/DATUM		
GNECK PIN	179	0.59
VANG	2982	9.78
MAINSHEET	11500	37.73
Emin	10400	34.12
Emax	11000	36.09
END OF BOOM	11900	39.04
SPIN SLOT port	4.463	14.64
SPIN SLOT stb	4.163	13.66
TOP PANEL 0	4.118	13.51
GENOA SLOT port	3.863	12.67
GENOA SLOT port	3.263	10.71
MAIN HALYD SLOT por	2.663	8.74
BAD	2.383	7.82
VANG min	0.743	2.44
COLLAR	0.495	1.62
PARTNERS	0.463	1.52
SHEER/DATUM	0.000	0.00
BOTTOM PANEL 0	–1.208	–3.96
BAR HOLE	–2.535	–8.32
END OF TUBE	–2.756	–9.04
MAST STEP	–2.879	–9.45

SPINNAKER POLE	Carbon		
Modulus	GPa MSI	80.0	11.6
Compress'n kg lb		3915.9	8630.6
Diameter	mm in	278.4	11.0
Wall	mm in	4.5	0.2
Length	mm ft	11600	38.1

MAST DETAILS

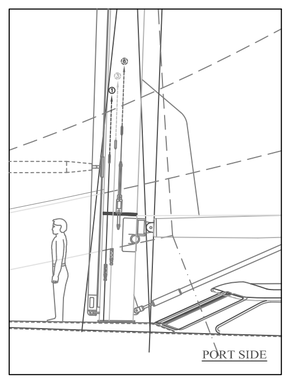

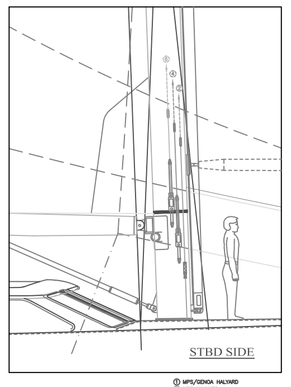

(1) MPS/SPINN HALYARD
(2) MPS WELDMENT
(3) SPINNAKER POLE (Carbon 3.0")
(4) SPINN. WELDMENT (to mast)
(5) CENTRAL HALYARD (Tandemar)
(6) MAINSAIL HALYARD

FONTAINE DESIGN GROUP
NAVAL ARCHITECTS & MARINE ENGINEERS
92 MARITIME DRIVE PORTSMOUTH, RHODE ISLAND 02871
Tel: (401) 683-0880 Fax: (401) 683-0882

TITLE: SAIL PLAN

FOR: S/Y CABOCHON

DRAWN BY: NY	DATE: 14 FEB 2002	CHECKED BY:	DATE:
SCALE: 3/16" = 1'-0"		DWG. NO.: 990-C-307	REV: 6

THIS DRAWING REPRESENTS DETAILS AND DESIGN FEATURES AS ELEMENTS OF A DESIGN PREPARED BY FONTAINE DESIGN GROUP AND IS TO BE USED ONLY FOR WORK AUTHORIZED IN WRITING BY SAID FIRM. ALL RIGHTS OF DESIGN ARE RESERVED. NO PART TO BE COPIED, DISCLOSED, DIRECTLY OR INDIRECTLY FOR ANY PURPOSE IN ANY MANNER UNLESS AUTHORIZED IN WRITING. FORBIDDEN, AND WILL BE GUARDED AS INFRINGEMENT OF THESE RIGHTS. THIS PLAN IS TO BE RETURNED UPON COMPLETION OF SAID WORK.

REVISIONS

No.	Description	Date
1	- Add rig analysis information, update standing rigging, spreader locations, mast size	12 Apr 02
2	- Move backstay aft on deck, lengthen boom, show lead position, update rig analysis	28 May 02
3	- Revise rig to in-mast furling, update rig analysis, remove forward lower, add babystay	25 July 02
4	- Move Inner forestay forward, move backstay forward on deck, shorten boom, revise lead position, update rig analysis, remove babystay - Remove forward hull ports	20 Aug 02
5	- Move runners aft to manual winches.	-
6	- Changer inner forestay to -48	02 July 03